

# Yr9 Biosphere Knowledge Organiser

## Featured Artists

**Helen Wells**

**Courtney Mattison**

Pauline Barnden

Dale Chiluly

Alejandro Duran

## Helen Wells

(see basic skills sheet)

**Biosphere-** An area recognised for it's unique natural habitat , promotion of conservation and sustainability.

## 3D-

**Clay-** This comes from the ground and is used to mould into 3D shapes. It is used in a wide variety of products such as cups and plates, sculptures, tiles and even cosmetics.

**Form-** A shape that has a three dimensional surface.

**Relief-** A raised surface with a flat background.

**Texture-** The way a surface feels e.g. rough or smooth.

**Ceramic Artist** – someone who works with clay.

**Glaze** – powder that often includes glass, made into a liquid and applied to a piece of ceramics, which then creates a glassy coating when fired in a kiln.

## Final Outcomes-


3D clay sea urchin or coral in style of **Courtney Mattison**

Sea related painting in the style of **Helen Wells**

Group screen print – mark-making piece

## Courtney Mattison

Courtney Maddison is a Ceramic Artist and Marine Biologist who creates large scale installation style pieces based on coral reefs. Each Artwork is made up of hundreds of separate ceramic forms, usually the central pieces have colourful glazes and the outer ones are pure white. This highlights the effects of global warming which causes coral reefs to bleach and eventually die. Her ceramic forms are made individually and have intricate patterns and textures on their surfaces. Her aim is to raise awareness of the beauty of coral reefs and the fragile nature of ocean ecosystems.



## Colour-

### Watercolour Techniques

**Wash:** a layer of colour that has been diluted with a lot of water and is used in backgrounds and to build up layers of colour.

**Graded wash:** Colour fading from strong/dark to light/pale, usually in one colour.

**Variegated wash:** two or more colours blending together.

**Wet on wet:** Adding watercolour to a wet layer of paint to allow colours to spread.

**Stippling:** a textured effect made by dabbing the tip of the brush onto the paper.

**Texture:** This can be created with different brushstrokes built up in layers.

**Salt :** This is added to a wet layer of paint so it absorbs the colour and creates random interesting effects.

### Watercolour pencil


A water soluble coloured pencil that can be used with water to convert into paint.

**Acrylic Paint** – This is A fast drying thick paint.



Flat Wash


Graded Wash



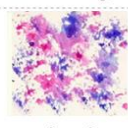
Layered



variegated wash



Wet on Wet



Stippling



Salt



Wet on Wet



wax resist



Brushstrokes

